

Sandwell Job Vacancy Insight Report

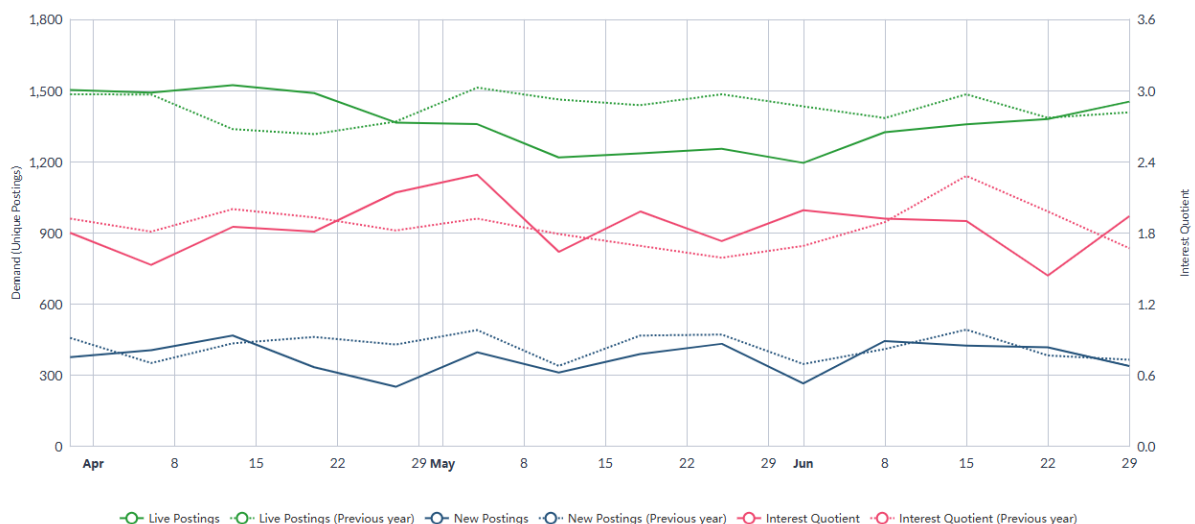
April 2025 to June 2025

Current Job Posting Trends¹

Sandwell Overview

- Between April to June 2025 (inclusive), there were 6,531 unique job adverts for roles recorded in Sandwell. This number of postings is high compared to all local authority districts. Over the past year, this has decreased by 8.9%, compared to a decrease of 2.3% across the UK.
- During this period, there were 4,880 new job postings. This number of postings is high compared to all local authority districts. Over the past year, this has decreased by 10.6%, compared to a decrease of 2.5% nationally.

Demand and Interest Trend:



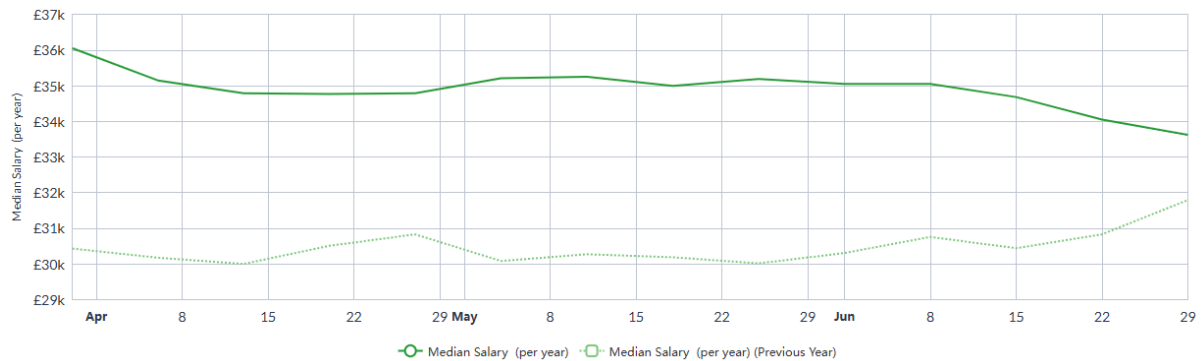
- Comparing the final week of the quarter with the week at the start of the quarter, live postings adverts have decreased by 3.3%, whilst new job postings have decreased by 10.1%. This downward trend over the quarter would suggest that demand by employers is decreasing.
- More recent trends show an increase in demand as live postings increased by 21.6% in the last 30 days of job posting activity, new postings also increased by 27.5% showing a strong recovery in labour market demand at the end of the quarter.
- By comparing interest quotient and demand, we can identify where there are mismatches in talent/supply and demand. Interest Quotient is ranked average at 1.8.

¹ Source: All data derived from the Adzuna Analyst Tool (July 2025)

Sandwell Advertised Salary

- The advertised median salary for roles over this period in Sandwell was £34,879 – up by 14.0% from the previous year, but 4.0% less than the overall national median salary of £36,315.

Salary Trend:



Top Occupations

- The top posted occupations below account for 15.9% of all job postings in this quarter.
- Maintenance Engineers are the most in demand occupations, receiving the highest number of postings in the area.
- Positions for Healthcare Support Worker were the most in demand vacancies from the employee perspective, receiving the highest interest in terms of clicks and applicants.
- Maintenance Engineers have the highest location quotient and Primary School Teachers have the highest salary.

In-Demand Occupations:

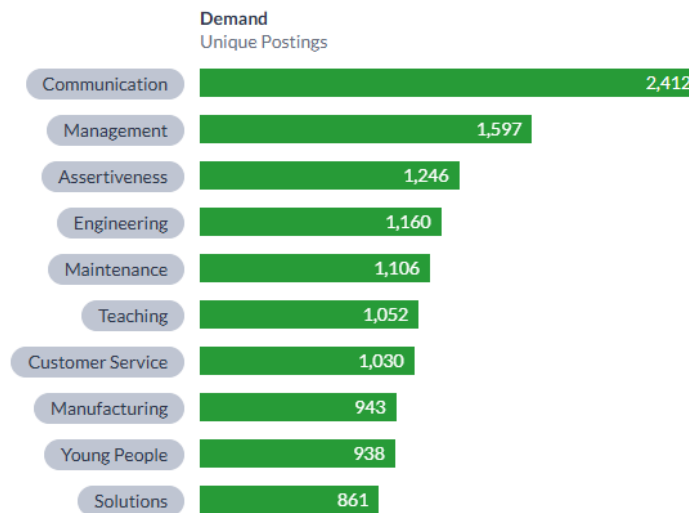
Occupation	Median Salary	Unique Postings	Location Quotient	Interest Quotient
Maintenance Engineer	£42,394	156	4.89	8.69
Primary School Teacher	£42,934	149	1.64	1.77
Driver	£35,436	138	2.91	8.69
Manager	£40,000	106	1.05	14
Teacher	£40,486	97	1.89	0.44
Teaching Assistant	£24,700	88	1.45	7.22
Healthcare Support Worker	£25,584	84	1.04	41.55
Lorry Driver	£34,320	82	1.35	11.79
Engineer	£40,193	77	1.29	5.16
SEN Assistant	£24,031	63	1.69	2.65

Most In-Demand Skills

- Reflecting the most advertised occupations, the biggest skills gaps are around 'communication', 'management' and 'assertiveness'.

In-Demand Skills:

Skills most requested in postings in Sandwell, 01/04/2025 - 30/06/2025



Who's Hiring

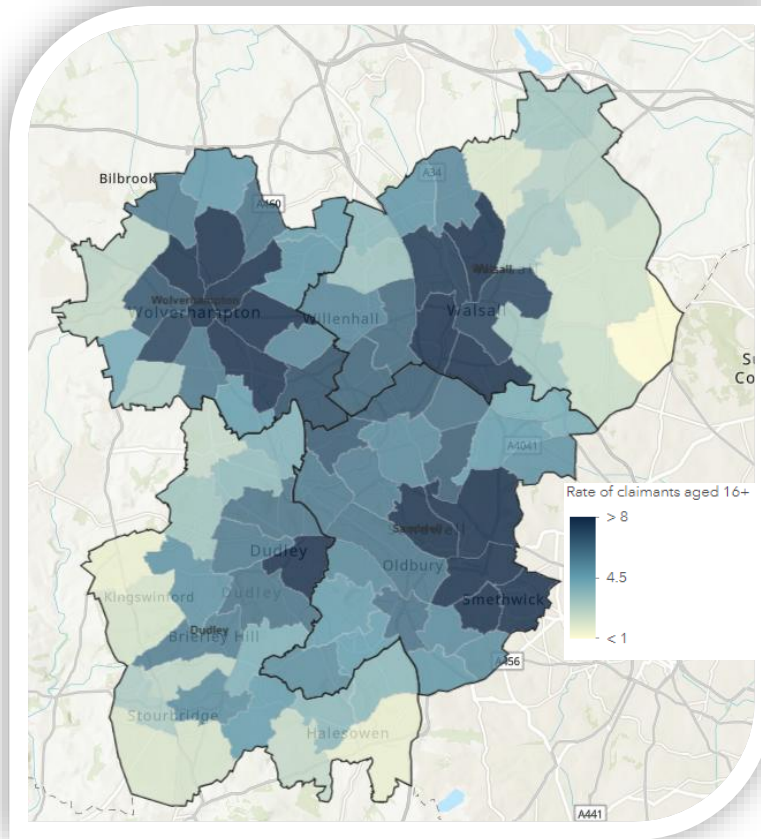
- By volume Sandwell Council have logged the most job postings, followed by DPD.

Employers Hiring:



Sandwell Total Claimants²

- Sandwell had 15,810 claimants aged 16 years and over in June 2025, an increase of 265 (+1.7%) claimants from the previous month. Compared to June 2024, claimants in Sandwell increased by 1,580 (+11.1%).



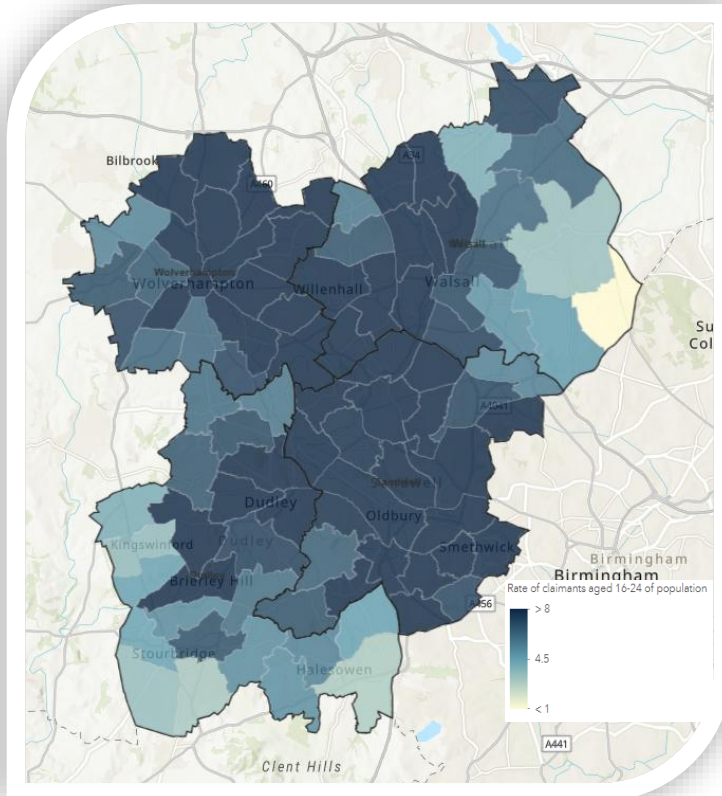
Sandwell Wards	Number	Rate
Abbey	525	5.3%
Blackheath	435	4.4%
Bristnall	500	5.2%
Charlemont with Grove Vale	450	4.5%
Cradley Heath and Old Hill	555	5.1%
Friar Park	535	5.6%
Great Barr with Yew Tree	430	4.2%
Great Bridge	600	5.7%
Greets Green and Lyng	880	8.4%
Hateley Heath	780	6.7%
Langley	650	5.9%
Newton	480	4.8%
Old Warley	470	4.8%
Oldbury	675	5.8%
Princes End	680	6.7%
Rowley	420	4.4%
St Pauls	1,060	9.1%
Smethwick	900	7.9%
Soho and Victoria	1,325	10.5%
Tipton Green	660	5.9%
Tividale	525	5.2%
Wednesbury North	685	6.7%
Wednesbury South	585	5.4%
West Bromwich Central	1,000	8.8%

- Out of the 24 wards within Sandwell, all 24 were above the UK average of 3.1%.
- The wards with the highest number of claimants as a percentage of residents aged 16 years and over were Soho and Victoria at 10.5%, St Pauls at 9.1% and West Bromwich Central at 8.8%.

² Office for National Statistics (ONS) / Department for Work and Pensions (DWP), claimant counts, released July 2025 (please note, figures are provisional).

Sandwell Youth Claimants

- Sandwell had 3,010 youth claimants in June 2025, this is an increase of 60 (+2.0%) youth claimants since May 2025. When compared to June 2024, the number of youth claimants increased by 330 (+12.3%).



Sandwell Wards	Number	Rate
Abbey	80	6.5%
Blackheath	105	8.6%
Bristnall	100	7.6%
Charlemont with Grove Vale	95	7.7%
Cradley Heath and Old Hill	105	7.7%
Friar Park	125	10.2%
Great Barr with Yew Tree	80	5.9%
Great Bridge	120	8.2%
Greets Green and Lyng	160	10.6%
Hateley Heath	165	10.0%
Langley	110	7.7%
Newton	105	8.5%
Old Warley	110	9.2%
Oldbury	135	8.9%
Princes End	160	11.0%
Rowley	85	6.9%
St Pauls	180	8.7%
Smethwick	145	8.8%
Soho and Victoria	195	8.6%
Tipton Green	115	7.8%
Tividale	105	8.2%
Wednesbury North	135	10.3%
Wednesbury South	115	8.9%
West Bromwich Central	185	12.4%

- Challenges remain with youth claimants as all 24 wards in Sandwell were above the UK average of 4.3% in June 2025.
- The wards with the highest number of claimants as a percentage of residents aged 16-24 were West Bromwich Central at 12.4%, Princes End at 11.0% and Greets Green & Lyng at 10.6%.